

TRIALOG Study

**A Decade of EU13
Civil Society Participation
in European Development
Education and Awareness
Raising Projects**

June 2014

TRIALOG

TRIALOG is a project to strengthen civil society organisations (CSOs) in the enlarged EU for active engagement in global development.

TRIALOG Partners: EU13 Development CSO Platforms							Other Consortium Partners	
 www.bpid.eu/en	 www.cms.hr	 www.cyndep.eu	 www.fors.cz	 www.terveilm.ee	 www.hand.org.hu	 www.lapas.lv	 www.concordeurope.org	 www.ageh.de
 www.pagaiba.org	 www.litdea.eu	 www.skopmalta.org	 www.zagranica.pl	 www.fondromania.org	 www.mvro.sk	 www.sloga-platform.org	 www.light-for-the-world.org	 www.pah.org.pl

	This project is funded by the European Union.	With funding from 	Lead Agency  www.horizont3000.at
---	---	--	---

Authors: Oana Raluca Badan and Mirjam Sutrop

Acknowledgements: The authors would like to thank all the people who contributed to this study. Special thanks go to Zuzana Sladkova, CONCORD AidWatch coordinator for her useful comments and members of the TRIALOG team. The authors would also like to thank the individuals from EU-13 CSOs and development CSO platforms, who distributed and replied to the questionnaire.

Acronyms:

CfP – Call for Proposals

CONCORD – European NGO Confederation for Relief and Development

CSO – Civil society organisation

DCI – Development Cooperation Instrument

DEAR – Development Education and Awareness Raising

EC – European Commission

EU – European Union

EU10 – Ten Member States that joined the EU in 2004 (Cyprus – CY, Czech Republic – CZ, Estonia – EE, Hungary – HU, Latvia – LV, Lithuania – LT, Malta – MT, Poland – PL, Slovakia – SK, and Slovenia – SI)

EU12 – Member States that joined the EU in 2004 and 2007 when Bulgaria (BG) and Romania (RO) joined

EU13 – Member States that joined the EU in 2004, 2007 and 2013 when Croatia (HR) joined

EU15 – Member States that joined the EU before 2004

NSA-LA – Non-state actors and local authorities

NMS – New Member States

DG DEVCO – Directorate General of the European Commission Development and Cooperation – EuropeAid

Foreword

This year marks the tenth anniversary of the 2004 ‘big bang’ enlargement when ten new Member States joined the European Union (EU) and took on new roles and responsibilities. A decade later, the anniversary gives us an excellent opportunity to take stock of where we are and what we have achieved.

The people involved in the TRIALOG project have worked tirelessly for the past 14 years supporting development civil society organisations (CSOs) in the newer member states of the EU to be active at the European level. As well as providing training, opportunities for networking and information sharing and policy support, part of TRIALOG’s mission has been to ensure CSOs from the so-called EU13 can access European Commission (EC) funding for development related projects. At times this has involved advocating towards the EU institutions for more favourable conditions for CSOs from this region; at other times it has meant providing training on project cycle management and EC project proposal writing.

Development Education and Awareness Raising (DEAR) are central interests for all of TRIALOG’s EU13 partners. Our Partnership Fairs, the first of which was very successfully held in 2006 have opened up space for organisations from across Europe to come together and find like-minded partners who want to work together and apply for European Commission DEAR grants. TRIALOG has also provided essential timely information about EC funding opportunities, as well a “Partner Search” online tool.

The prompting for this study came from questions that were posed to TRIALOG from our partners and external development stakeholders, even Member State representatives. They all wanted to know whether we had an overview of the success of EU13 applications for EC funding. Did we know how many organisations had benefited? Could we see the value of our training and support? Should the European institutions be going further to encourage EU13 involvement?

We have attempted to answer these questions, focusing first on the DEAR figures, and with plans to turn our attention to other funding lines in turn, by studying the data published by the European Commission, talking to our partners and analysing the results.

We hope you consider our findings interesting and enriching.

Rebecca Steel-Jasińska,
TRIALOG Project Manager

Table of Contents

1. Introduction	5
1.1 Methodology.....	6
2. Overview of European Commission DEAR Calls for Proposals	6
2.1. Special provisions for NMS in the EC DEAR Calls for Proposals	7
3. Analysis of EU12 CSOs as lead applicants in European Commission DEAR Calls for Proposals	7
3.1. Number of grants awarded to EU12 CSOs	9
3.2. Amount awarded to EU12 CSOs.....	9
3.3. Average size of grants awarded to EU12 CSOs	10
4. Analysis by nationality of EU12 CSOs as lead applicants in European Commission DEAR Calls for Proposals...	11
4.1. Number and amount of grants awarded by nationality	12
5. Analysis of EU13 CSOs as partners in European Commission DEAR Call for Proposals.....	12
6. Conclusions	14
6.1 Recommendations	14

1. Introduction

TRIALOG's experience and previous analyses¹ show that development education and awareness raising (DEAR) activities have been an important focus for civil society organisations (CSOs) in the newer Member States (NMS). Respondents to a survey carried out by TRIALOG during April-May 2014 in support of this study considered that this may be due primarily to a specific need to raise the awareness of the public in EU13 countries about development issues. Indeed, a 2007 Eurobarometer supported this finding, also suggesting lower levels of familiarity of the public with development issues and particularly European development assistance in the NMS².

The European Commission (EC) through the Directorate-General Development and Cooperation - EuropeAid (DG DEVCO) funds DEAR activities in Europe that support EU Development Policy and are considered as an integral part of EU development assistance³. Since 2007, EU support to DEAR projects has been provided under the Development Cooperation Instrument (DCI) through Objective 2 of the "Non-State Actors and Local Authorities in development" (NSA-LA) thematic programme. This programme replaced the former "Co-financing with development NGOs" funding line. Between 2004 and 2013 indicative budgets of EUR 20 million to 30 million have been allocated each year for DEAR projects proposed by NSA.

Funding under the NSA-LA programme takes the form of grants which are direct payments awarded by the EC to beneficiaries based on their participation in selection procedures organised through Calls for Proposals (CfP)⁴. Since 2006, due to the popularity of the EC DEAR grants and a high number of proposals, a two-step application procedure was introduced for the

DEAR CfP. In the first step applicants only submit a concept note and if successful they are invited to submit a full application. As a general rule, grants require co-financing by the beneficiary, which means that the EC only contributes funds up to a certain percentage of the total cost of the project. DEAR grants are exclusively awarded to EU-based Non-State Actors (NSA) and Local Authorities (LA) who can apply either as lead organisation (applicants) or as partners (co-applicants).

This study only analyses results regarding Non-State Actors, excluding Local Authorities. NSA are defined very broadly in the EC DEAR CfP, including non-governmental organisations, organisations representing indigenous people and/or ethnic minorities, local traders' associations and citizens groups, cooperatives, trade unions, organisations representing economic and social interests, civil rights organisations, cultural, research and scientific organisations, universities, churches and religious associations and communities, the media and any non-governmental associations and independent foundations, including independent political foundations⁵. The EU13 CSOs analysed in this study include notably, non-governmental organisations, research institutes and think tanks. No distinction is made between national platforms of development CSOs and member organisations.

Acknowledging the need to integrate CSOs from the Member States who joined the EU in 2004, special measures were introduced in the EC DEAR CfP in 2006 and continued in later years, which were meant to facilitate their participation. Still previous analyses⁶ by national development CSOs platforms and TRIALOG experience suggest varying CSOs' experiences in applying for EC DEAR funding from one country to another. Therefore, the aim of this study is two-fold:

- taking stock of the EU13 CSOs' success in securing EC DEAR funding and;
- contributing to understanding the reasons behind this success and potential obstacles that may hinder their access to EC DEAR funding.

This would allow CSOs, national platforms, TRIALOG

¹ FoRS, *The Involvement of Development NGOs from Visegrad Countries in the Financial Instruments of the European Commission*, 2011, Prague, available at:

http://fors.cz/user_files/dokumenty/v4verzeweb.pdf

² Eurobarometer, *Europeans and Development Aid*, 2007, available at:

http://ec.europa.eu/public_opinion/archives/ebs/ebs_280_en.pdf

³ European Commission, *Staff Working Document on Development Education and Awareness Raising (DEAR) in Europe*, 2012, available at:

http://ec.europa.eu/europeaid/how/finance/dci/documents/swd_2012_457_dear_en.pdf

⁴ European Commission, *Practical Guide to contract procedures for EC external actions*, 2014, available at:

<http://ec.europa.eu/europeaid/prag/>

⁵ European Commission, *Non-State Actors and Local Authorities (NSA-LA) Development Education and Awareness Raising (DEAR) Calls for Proposals Guidelines*, 2004 - 2013, available at:

<https://webgate.ec.europa.eu/europeaid/online-services/index.cfm?do=publi.welcome>

⁶ FoRS, *The Involvement of Development NGOs from Visegrad Countries in the Financial Instruments of the European Commission*, 2011, Prague, available at:

http://fors.cz/user_files/dokumenty/v4verzeweb.pdf

and other stakeholders to take further measures towards improving EU13 CSOs access to EC funding, such as through more targeted training, but also advocacy towards the European institutions.

The special measures introduced for EU10/12 CSOs make the EC DEAR CfP an interesting case study for EU13 CSOs' participation in EC funding schemes for development. The study provides an analysis of the success of EU13 CSOs in securing EC grants for development education and awareness raising (DEAR) projects. It is structured in four parts: an overview of EC DEAR Calls for Proposals, an analysis of EU13 CSOs' success as applicants (lead organisations), an analysis by country and an overview of their success as partners in DEAR grants.

1.1 Methodology

In order to achieve the aims of the study, an analysis was carried out based on the data from the public EC Calls for Proposals and Procurement Notices database⁷.

According to the Practical Guide to contract procedures for EC external actions, DG DEVCO must publish the lists of awarded grants for each Call for Proposals once the contracts have been signed. Seven DEAR CfP have been organised since 2004 for which lists of awarded grants were published⁸. The information published in the lists and analysed by TRIALOG included: the name and nationality of the beneficiary organisation, the action location, the grant size and the EC co-financing rate. One limitation, it does not provide disaggregated data by nationality allowing to identify at which step in the application process CSOs were unsuccessful.

In order to complement the quantitative analysis based on the EC Calls for Proposals database, TRIALOG carried out a survey in April-May 2014 among EU13 national development CSOs platforms⁹ and their member organisations about their experience in applying for EC CfP. An electronic survey was sent to the national platforms which then disseminated it to

their constituencies. The survey yielded 10 responses from the national platforms and 26 responses from the member organisations, making a total of 36 responses. All the EU13 CSOs' nationalities were represented among the respondents except Romanians.

2. Overview of European Commission DEAR Calls for Proposals

Objective 2 of the NSA-LA programme supports actions in the EU and acceding countries "aiming at raising public awareness of development issues and promoting development education to mobilise greater support for actions against poverty and for fairer relations between developed and developing countries"¹⁰. The programme co-finances up to 75% (up to 95% for EU13) initiatives with a maximum duration of three years which are proposed and carried out by civil society organisations (CSOs) and local authorities (LAs).

The projects submitted for EC DEAR funding are required to meet certain eligibility criteria. These include, among others: nationality criteria i.e. applicants must be based in an EU Member State; a certain number of years of project management experience and legal existence; a minimum and maximum size of the grant requested; requirements regarding the duration of the project i.e. maximum three years; requirements regarding the action location; for some CfP cases, the requirement that the projects be implemented with several partners (co-applicants).

Based on different evaluations carried out in 2008 and 2010¹¹ the EC has adopted an increasingly more

⁷European Commission, *Calls for Proposals and Procurement Notices database*, available at:

<https://webgate.ec.europa.eu/europeaid/online-services/index.cfm?do=publi.welcome>

⁸The awarded grants for the 2013 DEAR Call for Proposals have not been published, as of May 2014.

⁹ Each EU13 country currently has a national platform gathering civil society organisations active and interested in development cooperation and development education and awareness raising.

¹⁰ European Commission, *Non-State Actors and Local Authorities (NSA-LA) Strategy Paper, 2007-2010*, available at: http://ec.europa.eu/development/icenter/repository/thematic_strategy_2007_nsa_en.pdf

¹¹ EC, *Study on the experience and actions of the main European actors active in the field of Development Education and Awareness Raising - DEAR Study, 2010*, available at: https://webgate.ec.europa.eu/fpfis/mwikis/aidco/index.php/DEAR_Final_report

EC, *General evaluation of actions to raise public awareness of development issues in Europe/Development education, 2008*,

strategic approach to DEAR projects in terms of cost-effectiveness. This was translated into a tendency to fund larger-scale projects involving more EU partners in order to reach a truly European dimension. In the 2007 CfP the minimum grant size was raised from EUR 50,000 to EUR 100,000 and a “preference [for] cross-border/multi-country and multi-actor initiatives” was stated. In the 2013 DEAR CfP, the minimum grant size required for EU13 CSOs was further raised to EUR 1,000,000. Additionally, for the 2011 CfP a distinction was introduced between Global Learning (within or outside the formal education system) and Campaigning/Advocacy projects. High participation in EC DEAR CfP, coupled with slow progress in available funds has led to strong competition, allowing only the most competitive projects to be selected for co-financing¹².

2.1. Special provisions for NMS in the EC DEAR Calls for Proposals

Promoting DEAR activities in the newer member states has been identified as a priority in the EC DEAR CfP. Special provisions for NMS applicants were first introduced in the 2006 DEAR CfP in order to encourage their participation, while taking into account their specific limitations when compared to EU15 CSOs. The special provisions were continued in later years with some differences. An overview of these provisions – some of which TRIALOG also supported through advocacy towards the EC – are illustrated in Table 1. They include firstly, a special amount or percentage of the funds to be allocated to NMS organisations; secondly, a more preferential co-financing rate; thirdly, lower minimum amount for grants; and fourthly, fewer years of experience in carrying out development and/or DEAR activities required from the implementing organisations.

available at: http://ec.europa.eu/europeaid/what/civil-society/documents/de-ar_evaluation2008.pdf

¹² European Commission, *Staff Working Document on Development Education and Awareness Raising (DEAR) in Europe*, 2012, available at: http://ec.europa.eu/europeaid/how/finance/dci/documents/swd_2012_457_dear_en.pdf

3. Analysis of EU12 CSOs as lead applicants in European Commission DEAR Calls for Proposals

The results of the analysis of the grants awarded to EU10/12 CSOs over the period 2004-2013 are summarised in Table 2 on page 8. The analysis only refers to EU12, as Croatian CSOs did not obtain grants as lead applicants, Croatia not being an EU Member State at the time the CfP were launched.

The EU10/12 CSOs have been relatively successful in securing EC grants for DEAR projects, both in terms of the number of grants (17.4%) and the corresponding financial amount (14.1%) received out of the total awarded to Non-State Actors. This is particularly true when taking into consideration the broad group of NSA that competed for funds in these CfP.

The TRIALOG survey results show that EU10/12 CSOs applied the most for European Commission DEAR CfP among the EC grants programmes open to CSOs engaged in development cooperation and/or development education and awareness raising. When applying for EC DEAR grants, EU10/12 CSOs were mostly driven by a specific need for this type of activities in their countries (32% of respondents). According to 32% of the respondents, their application for EC DEAR grants was further encouraged by (and their success was due to) the special measures for EU10/12 CSOs set up in EC DEAR CfP aimed at facilitating their participation.

More information available about EC DEAR grants and application procedures than about other CfP also contributed to EU10/12 CSOs' increased participation, according to 19% of the respondents. This last result also shows the success of the different support activities provided by TRIALOG and other civil society initiatives¹³ to CSOs from the NMS. Some respondents also suggested that there has been a sort of “specialisation” of CSOs in some NMS on DEAR activities, both in terms of applications for and management of this type of project¹⁴.

¹³ For instance CONCORD DARE forum / DEEEP Project

¹⁴ Based on one response to the TRIALOG survey

Table 1. Review of special provisions for EU10/12 CSOs in NSA-LA DEAR CfP Guidelines (2004-2013)

CfP Year	% of amount reserved for EU10/12 ¹⁵	EC co-financing rate (%)		Minimum amount for grants (€)		Years of experience required ¹⁶	
		EU15	EU 10/12 ¹⁷	EU15	EU10/12	EU15	EU10/12
2004	20%	75%	75%	50,000	50,000	3	3
2005	20%	75%	75%	50,000 *25,000 ¹⁸	50,000 *25,000	3	3
2006	33% ¹⁹	75%	85%	50,000	15,000	3	3
2007	Not specified	75%	90%	100,000	25,000	3	2
2008-2009	20%	75%	90%	100,000	25,000	3	2
2010	20%	75%	90%	100,000	25,000	Not specified	Not specified
2011-2012	20%	75%	90%	100,000	100,000	3	2
2013	Not specified ²⁰	85%	95%	3,000,000	1,000,000	3	2

Table 2. Share of grants awarded to EU10/12 CSOs in EC DEAR Calls for Proposals (2004-2013)

Call year ²¹	Total amount awarded (€)	Total amount awarded to EU10/12 (€)	% of total per CfP	Average EC co-financing rate for EU10/12	Average size of EU10/12 grants (€)	Total number of grants awarded to EU10/12	% of total per CfP
2004	19,886,510	0	0	0	0	0	0
2005	22,003,203	1,760,000	8.00%	72.70%	880,000	2	5.41%
2006	29,919,518	7,474,754	24.98%	81.96%	415,264	18	31.03%
2007	25,547,546	1,875,841	7.34%	89.81%	625,280	3	7.69%
2008-2009	52,270,013	10,062,142	19.25%	89.12%	479,149	21	26.25%
2010	16,330,170	1,457,416	8.92%	90.00%	728,708	2	9.09%
2011-2012	55,080,124	8,698,019	15.79%	88.40%	579,867	15	20.55%
Total	221,037,089	31,328,173	14.17%	86.35%	505,293	61	17.43%

¹⁵ On the condition that enough applications of a sufficient quality are received, an indicative percentage out of the total amount per CfP to be awarded to applicants originating from EU10/12 and/or for actions implemented in EU10/12 countries.

¹⁶ In carrying out development and/or DEAR activities

¹⁷ For actions proposed and managed by Non-State Actors from EU10/12 and/or entirely implemented in these countries.

¹⁸ For actions in EU Member States with a low level of NGO DEAR activities and with small-sized target populations.

¹⁹ A financial envelope of EUR 10,000,000 out of the overall EUR 30,000,000 indicative amount for the CfP was reserved for actions proposed by organisations from the EU10 and/or entirely implemented in the EU10.

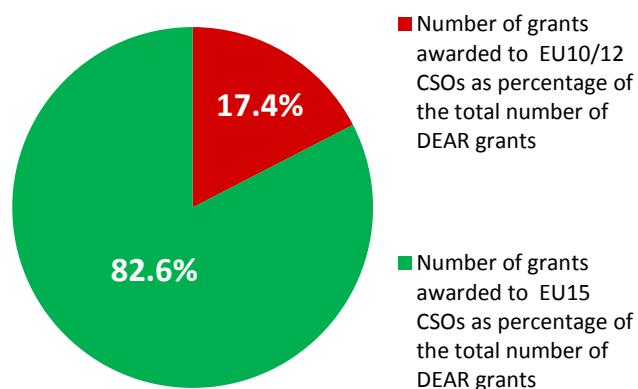
²⁰ A special lot was reserved for EU13 projects with an allocated amount of EUR 6,000,000, out of an overall indicative amount of EUR 28,000,000 for Non-State Actors.

²¹ The analysis is based on the year in which a specific DEAR Call for Proposals was launched i.e. the call year (or CfP year).

3.1. Number of grants awarded to EU12 CSOs

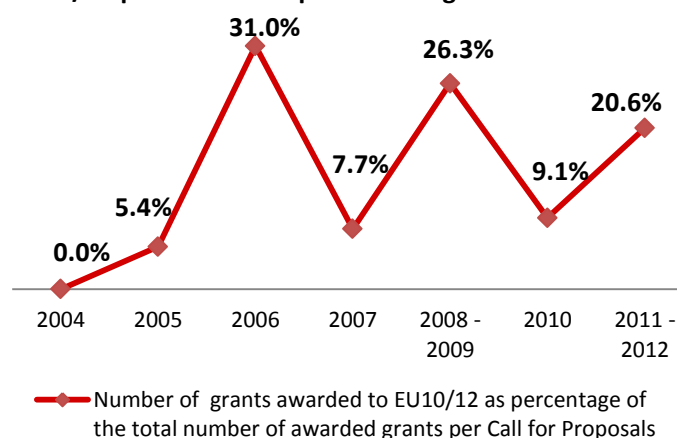
EU10/12 CSOs have been awarded 61 grants in the position of lead organisation, representing 17.4% of the total number of DEAR grants awarded by DG DEVCO over the studied period (Chart 1). Eleven of these grants were for projects with a total cost of more than EUR 1,000,000. The 61 grants were awarded to 45 CSOs from the NMS, representing all nationalities except for Croatia.

Chart 1. Number of DEAR grants awarded to EU10/12 and EU15 CSOs during 2004-2013



The number of EC DEAR grants awarded to EU10/12 CSOs per Call for Proposals does not show a linear increase over time (Chart 2). In 2004²² no grants were awarded to EU10 CSOs, despite them being eligible and the CfP being launched in August, leaving them enough time to prepare. In 2005, 2007 and 2010 between two and three grants were awarded to EU10/12 CSOs per CfP. In 2006, the year in which the first special measures were introduced in order to facilitate the participation of EU10 CSOs, and when TRIALOG organised its first Partnership Fair, these organisations were awarded 18 DEAR grants representing the highest percentage (31.03%) of grants awarded to EU10/12 CSOs per CfP. For the 2008 and 2011 CfP, respectively, 21 and 15 grants were awarded to EU10/12 CSOs.

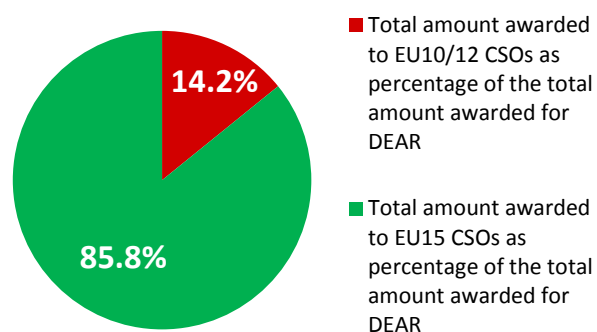
Chart 2. Number of DEAR grants awarded to EU10/12 per Call for Proposals during 2004-2013



3.2. Amount awarded to EU12 CSOs

During 2004-2013, EU10/12 CSOs were awarded a total amount of EUR 31.3 million, representing 14% of the total amount awarded for DEAR grants during 2004-2013, as seen in chart 3. The average EC co-financing rate for grants awarded to EU10/12 CSOs was 86.35% (Table 2, page 8).

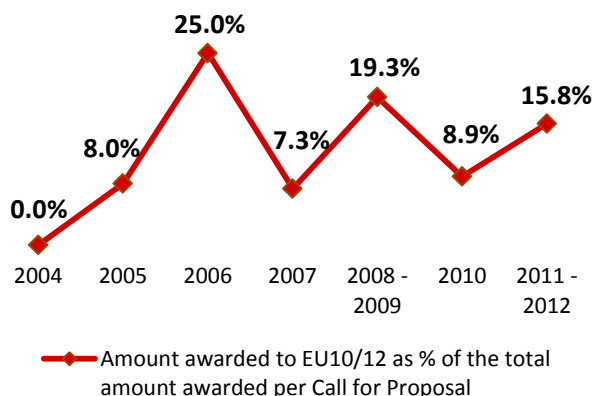
Chart 3. Total amount awarded for DEAR projects to EU10/12 and EU15 CSOs during 2004-2013



As for the number of grants, the amounts awarded to EU10/12 CSOs per Call for Proposals do not follow a linear increase over time (Chart 4, page 10).

²² This analysis is done by CfP year, but grants were usually awarded in the year(s) following the launch of the CfP.

Chart 4. Amount awarded to EU10/12 CSOs per Call for Proposals (2004-2013)



The DEAR Calls for Proposals²³ state the intention to allocate an indicative percentage of 20% of the total available budget (per Cfp) to applicants from NMS, on the condition that enough projects of good quality are submitted. In 2006, a financial envelope of EUR 1,000,000 was allocated for actions implemented in these countries, corresponding to 33% of the total budget. The results of the analysis carried out by TRIALOG, show that the Commission has not achieved this stated aim, despite getting close to this for the 2006, 2008 and 2011 Calls for Proposals (Chart 4).

The fact that the EC did not meet the 20% allocation to EU12 might be explained by a number of factors. Firstly, this might be explained by differences in the allocated budget for each Call for Proposals i.e. larger budgets for some years and not for others. Because no Cfp were organised in 2009 and 2012, the budgets allocated to DEAR activities in these years were used to fund proposals submitted for the 2008 and 2011 Cfp. In these years, it is possible to observe that a higher number and amount of grants was awarded to EU12 CSOs compared to other years. Similarly, in 2006, an additional financial envelope of EUR 10,000,000 was specifically allocated for actions which were implemented in the NMS, which resulted in a higher number of awards to EU10 CSOs. Other explanations might include an insufficient prioritisation and internal promotion within DG DEVCO of the aim of integrating EU13 CSOs within the EC DEAR grants scheme. The findings might also indicate that not enough projects meeting the eligibility and other criteria were proposed by EU10/12 CSOs for EC co-financing.

On average, the EC co-financing rate for projects proposed by EU10/12 CSOs has been 86.35%, while the same for EU15 CSOs has been 75.17%. It can be

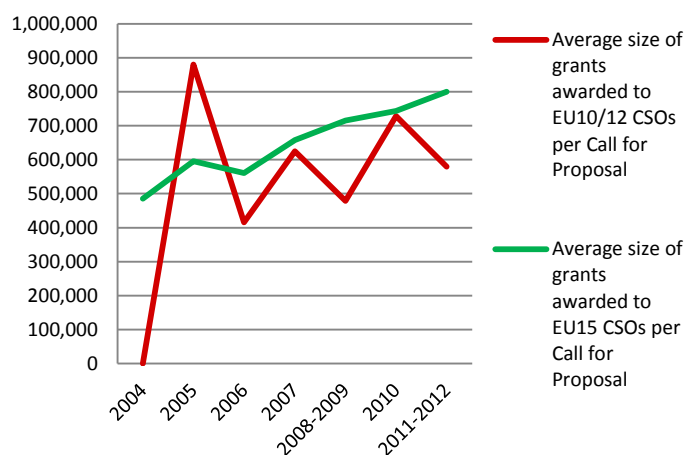
assumed that the special EC co-financing rate for projects proposed by EU10/12 CSOs did contribute, at least in part, to the rather positive results regarding the EU10/12's share of EC DEAR grants.

Despite the positive results highlighted by the study, the issue of available funding remains the main obstacle for EU13 CSOs when it comes to implementing DEAR activities. For 20% of respondents to the TRIALOG survey, a higher EC co-financing rate would help their application for EC DEAR grants to be more successful, while for 17% of respondents, a higher capacity to raise the necessary co-financing amounts would be helpful. At the same time, 20% of respondents also reported a need for more detailed feedback from the European Commission when their application was unsuccessful, in order to be able to improve their future applications.

3.3. Average size of grants awarded to EU12 CSOs

The average size of grants awarded to EU10/12 CSOs was around EUR 500,000 (Table 2 on page 8) which is 23% lower than the size of grants awarded to EU15 CSOs (EUR 650,000). Chart 5 shows the evolution of the average size of DEAR grants awarded to EU10/12 and EU15 CSOs per Cfp year during 2004-2013.

Chart 5. Comparison of average size of DEAR grants awarded to EU10/12 and EU15 CSOs per Call for Proposals during 2004 - 2013.



While it is possible to see an increase over time in the average size of the grants awarded to EU15 CSOs, indicating a tendency to implement larger-scale DEAR projects, the average size of grants awarded to

²³ Except for the 2007 DEAR Cfp, where this is not mentioned.

EU10/12 CSOs does not follow a linear increase. The average size of EU10/12 grants evolves in the opposite direction with the number of grants (and the amount) awarded to EU10/12 CSOs over time. This suggests that the EC awarded more grants of a smaller size to EU10/12 CSOs in 2006, 2008 and 2011, and fewer grants of a larger-scale in 2005, 2007 and 2010.

With an average size of grants awarded to EU10/12 CSOs of around EUR 500,000, it is difficult to measure the impact of the special minimum grant size (see Table 1 on page 8) “reserved” for NMS organisations. Information regarding the total number of EU12 applications submitted for the EC DEAR grants and their details i.e. the size of the projects proposed, is not available. However, when analysing individual awarded grants, it is possible to observe that three grants went to EU10/12 CSOs which were lower than the minimum required for EU15 countries, going as low as EUR 35,000. Without the special minimum grant size reserved for EU10/12 CSOs, these projects could not have been funded. This suggests the usefulness of such a measure, at the same time highlighting very limited implementation by the EC with only three such low-scale projects funded. This in turn raises the question of access to EC DEAR grants for smaller EU12 CSOs which are usually able to implement only smaller projects.

In TRIALOG’s experience, the lack of access to EC DEAR grants for the smaller CSOs has been a recurrent problem in the NMS. Smaller and less experienced EU13 CSOs do not have the resources or the capacity to compete in DEAR CfP, or even to apply for these grants. 17% of the respondents to the TRIALOG survey considered that having more experience in leading larger-scale projects would help them to be more successful when applying for EC DEAR grants. For instance according to one respondent, “organisations in the EU13 countries are too small to apply (even) for average grants”²⁴. Similarly, another respondent mentioned that “the current financial capacity requirements and high minimum budgets for projects severely undermine the participation of EU13 CSOs in EC CfP as few of them can comply with these requirements”²⁵.

According to the TRIALOG survey, even the CSOs who usually have been able to manage projects of EUR 400,000 - 500,000 have found it difficult to adapt to the new requirements introduced in the 2013 CfP, which set the minimum project size limit at EUR

1,000,000²⁶. The possibility for re-granting was introduced in the 2007 CfP as the minimum grant size limit was raised to EUR 100,000. More research is needed to assess whether this contributed to increased access of smaller CSOs to EC DEAR grants.

Among the larger-scale grants, during 2004-2013, the EC awarded only two grants larger than EUR 1,000,000 to EU10/12 CSOs. This shows that such large-scale projects have been rather the exception for EU10/12 CSOs. With the 2013 DEAR CfP, they are however required to submit proposals for which the minimum grant size is EUR 1,000,000. Given the limited past experience of EU10/12 CSOs with such large grants, as highlighted in this analysis, there is reasonable doubt that CSOs from the NMS will be able to secure many DEAR grants in the future, should the EC tendency to fund larger projects continue.

4. Analysis by nationality of EU12 CSOs as lead applicants in European Commission DEAR Calls for Proposals

Acknowledging that EU12 CSOs represent different realities, a need was felt to include an analysis by country. The analysis showed important differences both in terms of the number of grants and the amounts awarded to EU12 CSOs of different nationalities. It is necessary to take into account the fact that Bulgaria and Romania joined the EU at later stages and CSOs from these countries were only able to apply for EC DEAR grants as lead applicants when their countries became EU members in 2007. The Croatian CSOs were unable to apply for EC DEAR grants as lead applicants over the studied period for which the lists of awards have been published. Therefore the following analysis looks only at EU12 CSOs.

²⁴ TRIALOG survey, April-May 2014

²⁵ TRIALOG survey, April-May 2014

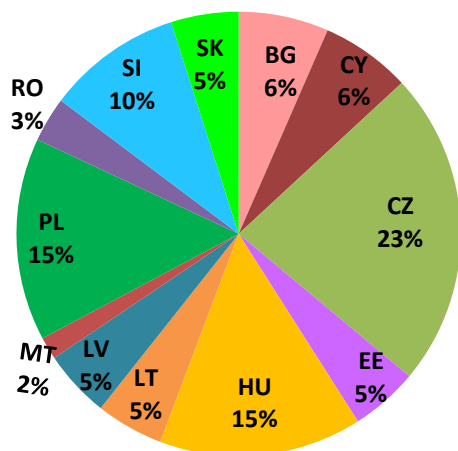
²⁶ TRIALOG survey, April-May 2014

4.1. Number and amount of grants awarded by nationality

Chart 6 shows the total number of projects awarded to EU12 applicants (as lead organisations) by nationality. The distribution of the number of EC DEAR grants by EU13 nationality has been unequal, with CSOs from three countries (Czech Republic – CZ, Poland – PL, Hungary – HU) receiving more than half of the total number of grants (53%). This is also the case when analysing the amounts awarded, with the same three countries having received 60% of the total amount awarded to EU12 for DEAR projects.

Czech CSOs managed to obtain 23% of the total number of EC DEAR grants awarded to EU12 during 2004-2013, followed by Polish and Hungarian CSOs with 15% each, and Slovenian CSOs with 10% (Chart 6). It is also worthy of note that Bulgarian CSOs managed to obtain 6% of the total number of grants, despite only joining the EU in 2007.

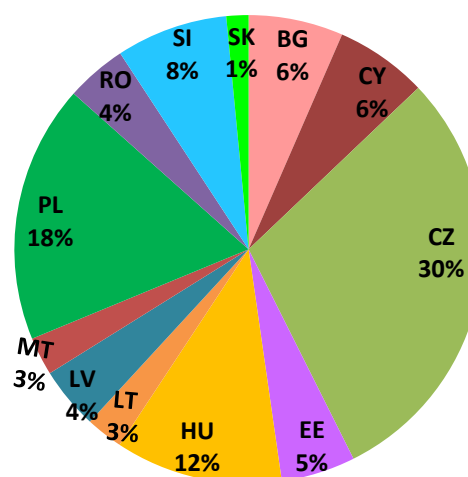
Chart 6. Total number of DEAR grants awarded to EU12 CSOs by nationality



Czech CSOs also managed to obtain the highest amount of EC DEAR funding (30%), followed by Poland with 18% and Hungary with 12% (Chart 7). It is interesting to note, that when comparing Charts 6 and 7, the dynamics within the EU12 group change. Slovak, Slovenian, Latvian, Lithuanian and Hungarian CSOs obtained a lower percentage of money than the number of projects, whereas Romanian, Polish and Maltese CSOs have a higher percentage of money than the number of projects. This might indicate that the CSOs in the first category received more grants which represented lower amounts, whereas the ones in the second category were awarded a lower number of grants representing higher amounts.

The national differences might be due to the following explanations. Firstly, there are differences by country in the availability of reliable funding from the national government for co-financing (e.g. in some EU12 there are national co-financing schemes for EC grants, whereas in others co-financing is less reliable, and provided on a case-by-case basis). Secondly, DEAR activities are a clear priority in some EU13 countries and which also have DEAR strategies²⁷. Thirdly, there might be different levels of experience in carrying out DEAR activities, across countries, as well as differences in terms of CSO capacity, which in turn corresponds to the availability of funding for CSOs in general.

Chart 7. Total amount awarded to EU12 CSOs for DEAR grants by nationality



5. Analysis of EU13 CSOs as partners in European Commission DEAR Call for Proposals

As well as integrating EU12 into the DEAR grants scheme being a priority in EC calls, their inclusion is also seen as a way to encourage truly European partnerships, achieving a true European dimension, which is a main aim of Objective 2 of the NSA-LA thematic programme. Additionally, a special need for

²⁷ European Multi-Stakeholder Steering Group on Development Education, *European Development Education Monitoring Report*, 2011 available at: http://www.coe.int/t/dg4/nscentre/ge/DE_Watch.pdf

raising awareness among the public about development issues was identified, given the history and specificity of EU10/12 countries. Starting with 2007, DEAR Calls for Proposals emphasised the aim of EC DEAR grants to achieve a stronger European dimension and the focus on partnerships, while giving a preference to cross-border, multi-actor and multi-country initiatives.

While the data extracted from the EC database does not identify partner CSOs (this information is not published), it is possible to use the "Action Location" as a proxy for partnerships. The assumption is that every action implemented on the territory of EU13 countries, needs to be carried out in partnership with CSOs from these countries. The concept of "implementation countries" was also used in the EC DEAR Study where these were defined as "the countries of lead applicants together with their partners"²⁸. It becomes therefore possible to have an overview of the number of projects implemented in partnership between EU13 and EU15 CSOs. The analysis for Action Location is done for the period 2007 – 2013, since this information was only published from 2007 onwards.

According to the analysis of the EC published documents, 160 projects were implemented in partnership in at least one EU13 and one EU15 country. This shows that EU13 CSOs were 2.6 times more successful as partner organisations than as lead organisations.

Chart 8 shows the proportion of DEAR projects funded by the EC implemented in partnership²⁹, either exclusively between EU13 CSOs, between EU15 CSOs, or between EU13 and EU15 CSOs. 82% of the total number of EC DEAR grants awarded during 2007 - 2013 was for projects implemented in partnership between EU13 and EU15 CSOs. This indicates successful networking between EU13 and EU15 CSOs.

These results are also supported by the responses to the TRIALOG survey. Only 10% of respondents considered that their EC DEAR application would have better chances of success if they had an increased capacity to find co-applicants. This lower identified need to find partners may also reflect the positive results of the Partnerships Fairs organised by TRIALOG since 2006 and which provide the participants with the opportunity to enter into pre-partnership agreements for participation in EC (DEAR) CfP. However, it is as

important to continue creating the conditions for networking and partner finding among EU13 CSOs and between EU13 and EU15 CSOs and global partners, especially given the requirements regarding partnerships in the more recent DEAR CfP. For instance, the 2013 DEAR CfP required NMS applicants to act together with a minimum of two co-applicants from different EU Member States, while the funded action must take place in a minimum of six EU Member States³⁰.

Chart 8. EC DEAR grants implemented in partnership between EU13 and EU15 CSOs (based on action location) during 2007-2013

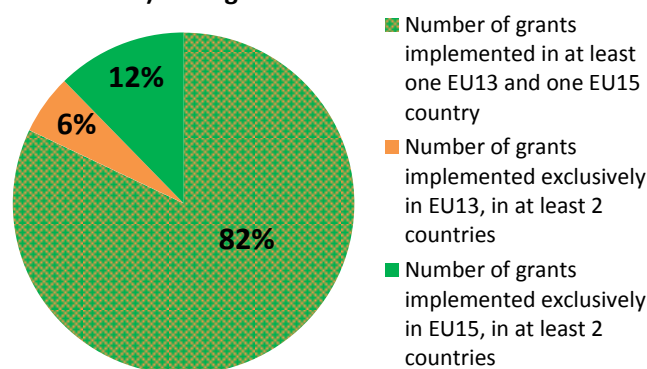
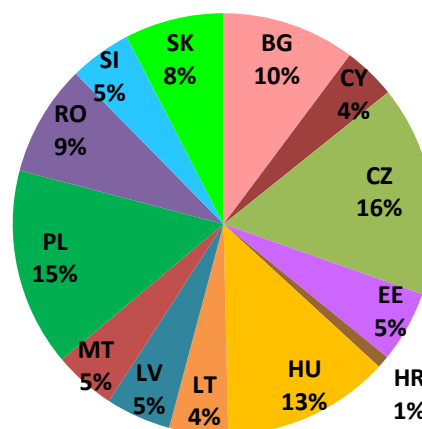


Chart 9³¹ shows participation by nationality of EU13 CSOs as partners in DEAR projects funded by DG DEVCO i.e. the number of projects implemented in partnership on their territory.

Chart 9. Countries of implementation (in partnership) of EC DEAR projects (2007-2013)



²⁸ EC, DEAR Study - Annex A, 2010, available at: https://webgate.ec.europa.eu/fpfis/mwikis/aidco/images/3/32/Final_Report_Annex_A.pdf

²⁹ Defined as projects implemented in at least two countries.

³⁰ EC, DEAR Call for Proposals Guidelines, 2013

³¹ The majority of grants list more than one country under Action Location, thus the total of this chart does not correspond to the total number of grants awarded for the studied period.

When comparing Chart 9 with Charts 6 and 7, it is possible to note that the participation of EU13 CSOs as partners in EC DEAR projects is distributed more equally among nationalities, although Czech, Hungarian and Polish CSOs still represent the largest shares. These three nationalities account for 44% of all EU13 participation as partners in DEAR projects. Also, when comparing with the results regarding the EU13 CSOs' participation as lead organisations, it is possible to note that some countries who were not very successful as lead applicants had a significant participation as partners - Bulgaria, Slovakia, Malta, Croatia and Romania (not in absolute terms but as relatively to the other EU13 within the group). Other countries were more successful as lead applicants – Czech Republic, Cyprus, Slovenia, Lithuania, Hungary.

6. Conclusions

EU12 CSOs have had some success as lead applicants in securing EC grants for DEAR projects over the last ten years – 17.4% of the total number grants and 14.1% of the total amount awarded was allocated to CSOs from EU10/12. This did not meet the aim of the EC to allocate 20% of the total budget for DEAR grants to NMS CSOs, but came close to the aim in a number of years. The success of the EU10/12 CSOs in applying for EC grants has varied considerably from year to year, and no linear increase can be seen over the years 2004-2013.

This relatively good integration of EU12 CSOs in EC DEAR CfP can be explained by a high interest in DEAR projects among NMS CSOs and by the special measures put in place in DEAR CfP in order to facilitate their participation. 32% of the TRIALOG survey respondents found that the EC special measures for EU10/12 CSOs in the DEAR Calls for Proposals, such as a more preferential co-financing rate, the special amount allocated for projects proposed by EU10/12 CSOs, as well as a minimum size grant limit, encouraged their application and facilitated their success. Also more information available about DEAR CfP contributed to this. However, the still important co-financing necessary to cover the total cost of the projects, EU13 CSOs' inability to raise these funds still remain obstacles for successful applications for numerous CSOs.

The average size of grants allocated to EU12 CSOs

was EUR 150 000 smaller than the amount allocated to EU15 CSOs. This raises the question of the number of EU12 CSOs capable of managing large-scale EC projects, especially taking into consideration DG DEVCO's tendency towards funding larger scale projects.

There are considerable differences among the EU13 group in terms of being successful lead applicants of DEAR projects. Czech, Hungarian and Polish CSOs were the ones who were awarded the most EC DEAR grants, 23%, 15% and 15% respectively out of the total number of grants awarded to NMS. This difference in the level of success could be explained by a number of factors, such as the availability of national EC project co-financing schemes, and national-level strategic prioritisation of DEAR activities, but this would need further analysis, which is not within the scope of this study.

The participation of EU13 CSOs as partners in DEAR activities together with EU15 CSOs has proved a success. Only 12% of all projects do not involve at least one organisation from EU13 as a partner. This also reflects the success of TRIALOG's Partnership Fairs and partner search facilitation activities especially designed for the EC DEAR calls.

6.1 Recommendations

- EC to ensure that measures are in place for EU13 CSOs that take into account their difficulty to raise co-financing amounts for DEAR projects.
- EC to ensure that measures are in place that enable EU13 CSOs to lead the European DEAR projects.
- EC to give more detailed feedback to unsuccessful applicants of the DEAR projects in order to enable CSOs to formulate better project applications in the future.
- EC to make available disaggregated data by nationality on the applicants of DEAR project in all application phases, including unsuccessful applications.
- Member States to ensure predictable and reliable co-financing scheme for EC projects for national CSOs.
- CSOs to continue seeking partnership and networking opportunities with European and global stakeholders in order to be well integrated in the EC DEAR grant scheme.